

To obtain the manufacturer's warranty, you should register your purchase via the internet at: [www.spomedical.com](http://www.spomedical.com) or in the USA call toll-free 1-800-548-6705 (or outside the United States call 1-805-823-8460)

Wearing the PulseOx 7500™ can be performed on either hand as shown in Figure A and the Sensor can be "slipped on" to any digit (finger) in a easy fashion e.g. the index finger, or the user may choose the digit that is most comfortable.

The PulseOx 7500™ display will illuminate once the sensor is on the finger; the H/W (version) of the watch will appear initially e.g. two digits in the upper field and up to three digits in the lower field see Figure B; the word "SPO" will then appear on watch display.

Within 20 seconds, the oxygen saturation percent and heart rate readings will be displayed and stored. During the start-up process, the display may initially show dashes before reading appear.

- Ensure that the fingernail image is placed over the User's nail bed
- The PulseOx 7500™ will start automatically with a few seconds after placing the Sensor as shown in Figure A
- Dashes will appear on the display while the unit is acquiring data; hold the hand relaxed (e.g. lying on a flat surface) during the startup process
- Cold hands/fingers can prolong the startup process
- If a reading does not appear within 20 seconds try another finger or,
- If the user has a small finger (children size), try using the thumb

#### Changing the battery:

Open the battery compartment by sliding the cover (Figure C) and carefully remove the old battery. Discard the used battery according to local environmental regulations. Insert a new 3.6V ½ AA Lithium battery (Figure D). Please ensure that the battery polarization (+/-) is in accordance with the symbols inside the battery compartment. Replace the battery cover (Figure E). Automatic "power on" indicates correct battery replacement.

For the Full User Guide and troubleshooting, please visit:

[www.spomedical.com/7500help.html](http://www.spomedical.com/7500help.html)

Replacement batteries and email assistance are available via email:

[support@spomedical.com](mailto:support@spomedical.com) or Toll-free in the USA 1-800-548-6705

(or outside the United States call 1-805-823-8460)

Manufactured by

**SPO**medical  
Equipment Ltd.

20 Hata'as St.,  
Kfar Saba, Israel 44425  
Email: [support@spomedical.com](mailto:support@spomedical.com)

**EC REP**

Obelis S.A.  
Av. De Tervuren 34, bte 44  
B-1040 Brussels - Belgium  
Email: [mail@obelis.net](mailto:mail@obelis.net)



Copyright © 2007 SPO Medical Equipment Ltd.

#: 003-DMR-004-06 RL: 04 10-May-07

**CE**0482



Type BF Applied Part

Rx only

Design and specifications are subject to change without notice.

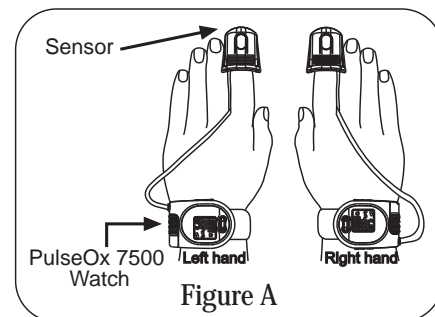
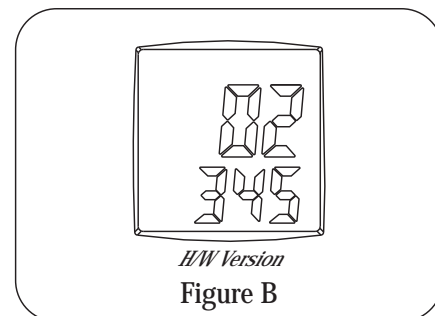


Figure A



H/W Version  
Figure B

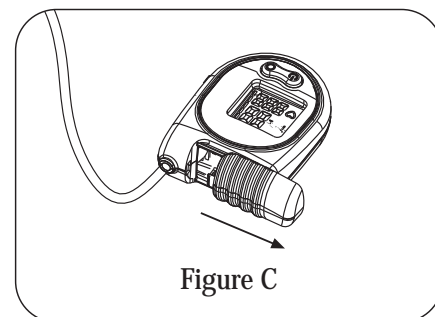


Figure C

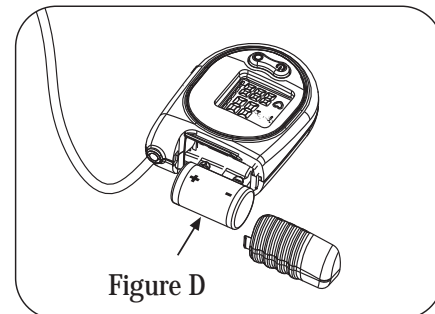


Figure D

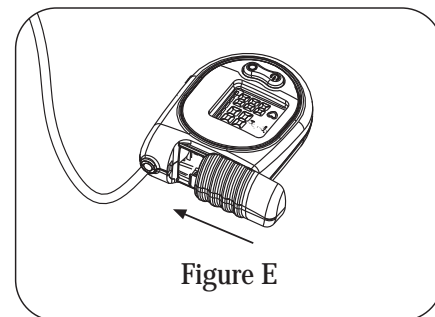


Figure E